



NATA LIGHTING CO.,LTD.  
www.nata.cn  
Email:info@nata.com  
Tel:+86-750-3770000 Fax:+86 750 3771111  
Address:Address:380JinOu Road,GaoXin Zone,Jiang Men City,Guangdong,China

---

## Nata

---

Client:

LumCAT: 2-2763-L

Luminaire: 92.70.411.00

Report No: 2024910-B017

Ballast type: AC

Test No: 2024910-C017

Voltage(V): 33.850

LampCAT: NICHIA NFCWJ120B-V3

Current(A): 0.580

Lamp flux(lm): 2597.0

Power (W): 19.630

Number of Lamps: 1

PF: 0.000

Length(mm): 0

Width(mm): 0

Phm Type: C

Height(mm): 0

---

## Photometric Results

---

Lumens(lm): 2416.02, Efficiency(%): 93.03% , Luminous Efficacy(lm/W): 123.08

Central intensity(cd): 3513.080, Maximum intensity(cd): 3513.211

Angle of maximum intensity: C=0.0  $\gamma$ =1.0

Beam Angle(50%Imax): [C0/180]Total=50.8

[C90/270]Total=50.8

Field angle(10%Imax): [C0/180]Total=74.2

[C90/270]Total=74.2

Maximum s/h(1/2): C0\_180=0.80 C90\_270=0.80

Maximum s/h(1/4): C0\_180=0.78 C90\_270=0.78

Up flux rate of lamp(%): 0.00%

Down flux rate of lamp(%): 93.03%

Up flux rate of LUM(%): - -

Down flux rate of LUM(%): 100.00%

CIE Type : Direct lighting

Output flux ratio in  $\pi$  solid angle : 99.022%

---

Equipment: GMS 1800  
Temperature(°C): 25.0

Date: 2024/9/10  
Humidity(%): 60.0%

Operator: NT  
Distance(m): 7.25

$\gamma(^{\circ})$	Average I(cd)	Zonal F(lm)	Sum F(lm)	Eff Flux(%)	Eff Sum(%)
0.0	3513.080	0.000	0	0.00%	0.00%
1.0	3513.212	3.362	3.362	0.13%	0.14%
2.0	3509.723	10.080	13.442	0.39%	0.56%
3.0	3505.268	16.778	30.219	0.65%	1.25%
4.0	3497.115	23.439	53.659	0.90%	2.22%
5.0	3486.464	30.043	83.702	1.16%	3.46%
6.0	3468.705	36.551	120.253	1.41%	4.98%
7.0	3440.781	42.887	163.14	1.65%	6.75%
8.0	3410.327	49.032	212.172	1.89%	8.78%
9.0	3369.112	54.944	267.116	2.12%	11.06%
10.0	3318.481	60.520	327.636	2.33%	13.56%
11.0	3255.373	65.686	393.322	2.53%	16.28%
12.0	3188.448	70.440	463.763	2.71%	19.20%
13.0	3116.996	74.830	538.592	2.88%	22.29%
14.0	3027.633	78.651	617.243	3.03%	25.55%
15.0	2937.028	81.886	699.128	3.15%	28.94%
16.0	2848.086	84.768	783.897	3.26%	32.45%
17.0	2736.936	86.974	870.87	3.35%	36.05%
18.0	2641.601	88.680	959.551	3.41%	39.72%
19.0	2525.280	89.893	1049.444	3.46%	43.44%
20.0	2404.518	90.229	1139.673	3.47%	47.17%
21.0	2297.126	90.281	1229.954	3.48%	50.91%
22.0	2176.225	89.894	1319.848	3.46%	54.63%
23.0	2064.300	88.978	1408.826	3.43%	58.31%
24.0	1931.205	87.356	1496.182	3.36%	61.93%
25.0	1817.684	85.242	1581.423	3.28%	65.46%
26.0	1677.631	82.507	1663.93	3.18%	68.87%
27.0	1529.464	78.462	1742.393	3.02%	72.12%
28.0	1411.986	74.471	1816.864	2.87%	75.20%
29.0	1267.985	70.116	1886.98	2.70%	78.10%
30.0	1116.178	64.372	1951.352	2.48%	80.77%
31.0	970.816	58.078	2009.43	2.24%	83.17%
32.0	859.837	52.446	2061.876	2.02%	85.34%
33.0	729.857	46.833	2108.709	1.80%	87.28%
34.0	613.615	40.657	2149.366	1.57%	88.96%
35.0	511.571	34.944	2184.31	1.35%	90.41%
36.0	429.994	29.980	2214.29	1.15%	91.65%
37.0	356.998	25.667	2239.957	0.99%	92.71%

$\gamma(^{\circ})$	Average I(cd)	Zonal F(lm)	Sum F(lm)	Eff Flux(%)	Eff Sum(%)
38.0	312.320	22.341	2262.298	0.86%	93.64%
39.0	252.208	19.269	2281.567	0.74%	94.43%
40.0	216.722	16.355	2297.921	0.63%	95.11%
41.0	172.352	13.855	2311.776	0.53%	95.69%
42.0	150.191	11.719	2323.495	0.45%	96.17%
43.0	117.339	9.910	2333.405	0.38%	96.58%
44.0	94.415	7.992	2341.397	0.31%	96.91%
45.0	79.665	6.690	2348.087	0.26%	97.19%
46.0	66.610	5.720	2353.808	0.22%	97.43%
47.0	56.400	4.892	2358.7	0.19%	97.63%
48.0	48.482	4.240	2362.94	0.16%	97.80%
49.0	42.346	3.730	2366.67	0.14%	97.96%
50.0	37.556	3.331	2370.001	0.13%	98.10%
51.0	33.758	3.017	2373.018	0.12%	98.22%
52.0	30.788	2.770	2375.788	0.11%	98.33%
53.0	28.049	2.559	2378.347	0.10%	98.44%
54.0	26.235	2.393	2380.74	0.09%	98.54%
55.0	24.014	2.243	2382.983	0.09%	98.63%
56.0	22.221	2.089	2385.072	0.08%	98.72%
57.0	21.025	1.977	2387.05	0.08%	98.80%
58.0	19.507	1.874	2388.924	0.07%	98.88%
59.0	18.489	1.776	2390.7	0.07%	98.95%
60.0	17.372	1.694	2392.395	0.07%	99.02%
61.0	16.452	1.614	2394.009	0.06%	99.09%
62.0	15.526	1.541	2395.55	0.06%	99.15%
63.0	14.737	1.472	2397.021	0.06%	99.21%
64.0	14.054	1.413	2398.434	0.05%	99.27%
65.0	13.259	1.352	2399.786	0.05%	99.33%
66.0	12.635	1.292	2401.078	0.05%	99.38%
67.0	12.024	1.240	2402.318	0.05%	99.43%
68.0	11.334	1.183	2403.501	0.05%	99.48%
69.0	10.657	1.122	2404.623	0.04%	99.53%
70.0	10.053	1.064	2405.686	0.04%	99.57%
71.0	9.409	1.006	2406.692	0.04%	99.61%
72.0	8.804	0.947	2407.639	0.04%	99.65%
73.0	8.233	0.891	2408.53	0.03%	99.69%
74.0	7.668	0.836	2409.366	0.03%	99.72%
75.0	7.162	0.784	2410.15	0.03%	99.76%

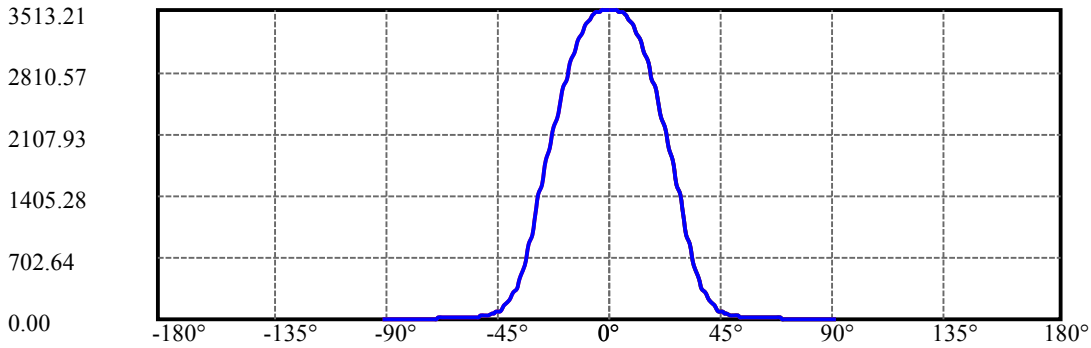
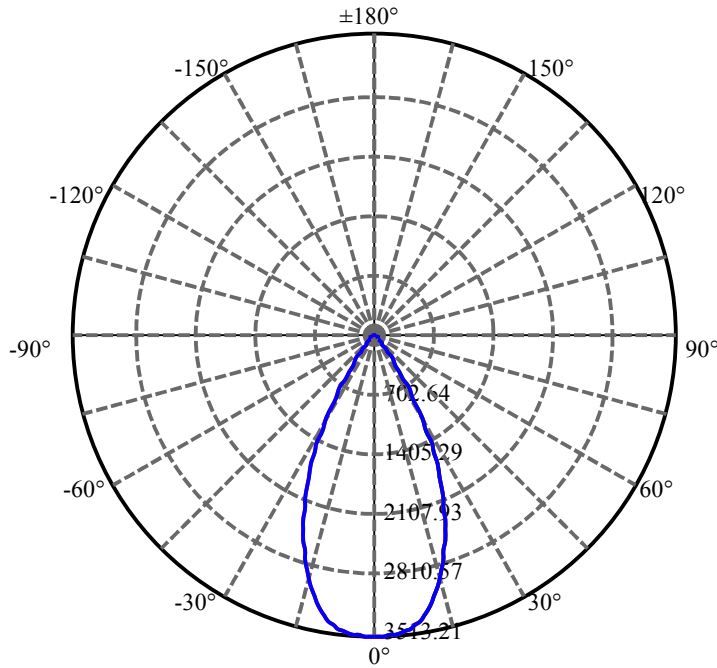
$\gamma(^{\circ})$	Average I(cd)	Zonal F(lm)	Sum F(lm)	Eff Flux(%)	Eff Sum(%)
76.0	6.597	0.730	2410.88	0.03%	99.79%
77.0	6.084	0.676	2411.556	0.03%	99.82%
78.0	5.558	0.623	2412.179	0.02%	99.84%
79.0	5.079	0.572	2412.751	0.02%	99.86%
80.0	4.586	0.521	2413.272	0.02%	99.89%
81.0	4.113	0.470	2413.742	0.02%	99.91%
82.0	3.607	0.419	2414.161	0.02%	99.92%
83.0	3.213	0.371	2414.532	0.01%	99.94%
84.0	2.740	0.324	2414.856	0.01%	99.95%
85.0	2.346	0.278	2415.134	0.01%	99.96%
86.0	2.011	0.238	2415.372	0.01%	99.97%
87.0	1.682	0.202	2415.574	0.01%	99.98%
88.0	1.439	0.171	2415.745	0.01%	99.99%
89.0	1.235	0.147	2415.891	0.01%	99.99%
90.0	1.110	0.129	2416.02	0.00%	100.00%

ZONAL LUMEN SUMMARY

Zone	Lumens	%Lamp	%Fixt
0-30	1951.35	75.14%	80.77%
0-40	2297.92	88.48%	95.11%
0-60	2392.39	92.12%	99.02%
0-90	2415.89	93.03%	99.99%
0-120	2415.89	93.03%	99.99%
0-180	2416.02	93.03%	100.00%
60-90	23.50	0.90%	0.97%
90-120	0.00	0.00%	0.00%
90-130	0.00	0.00%	0.00%
90-150	0.00	0.00%	0.00%
90-180	0.00	0.00%	0.00%
0-29.71	1932.82	74.42%	80.00%

ZONAL LUMEN SUMMARY

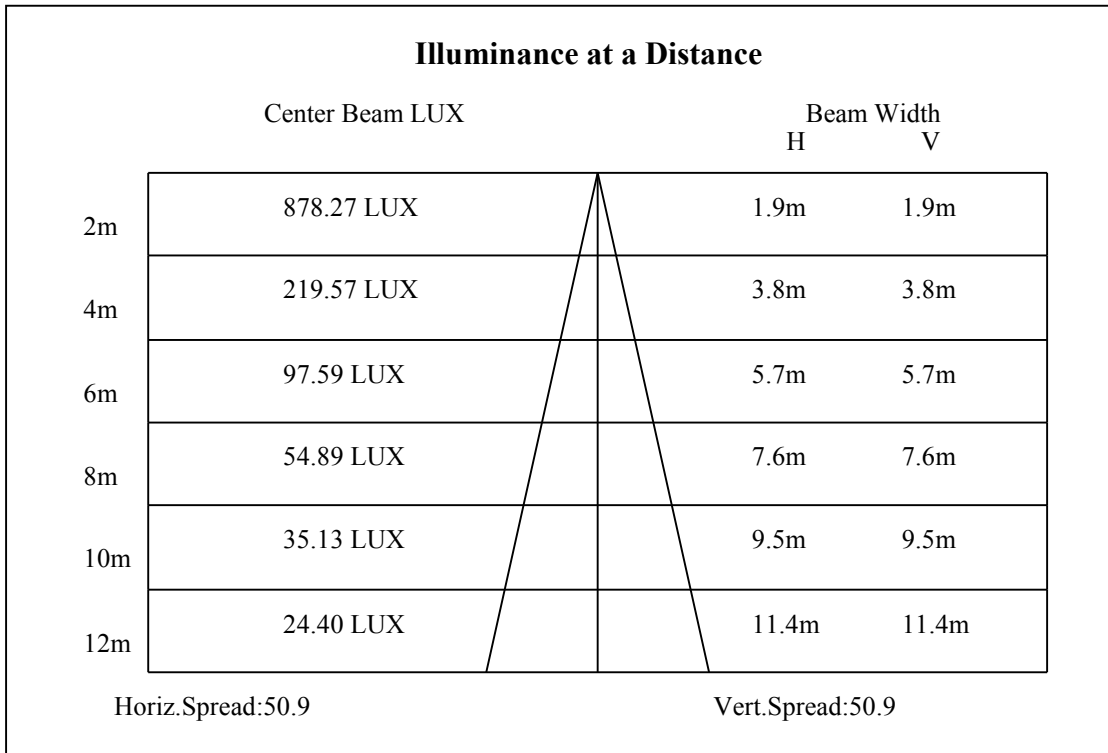
0-10	327.64
10-20	812.04
20-30	811.68
30-40	346.57
40-50	72.08
50-60	22.39
60-70	13.29
70-80	7.59
80-90	2.62
90-100	0.00
100-110	0.00
110-120	0.00
120-130	0.00
130-140	0.00
140-150	0.00
150-160	0.00
160-170	0.00
170-180	0.00

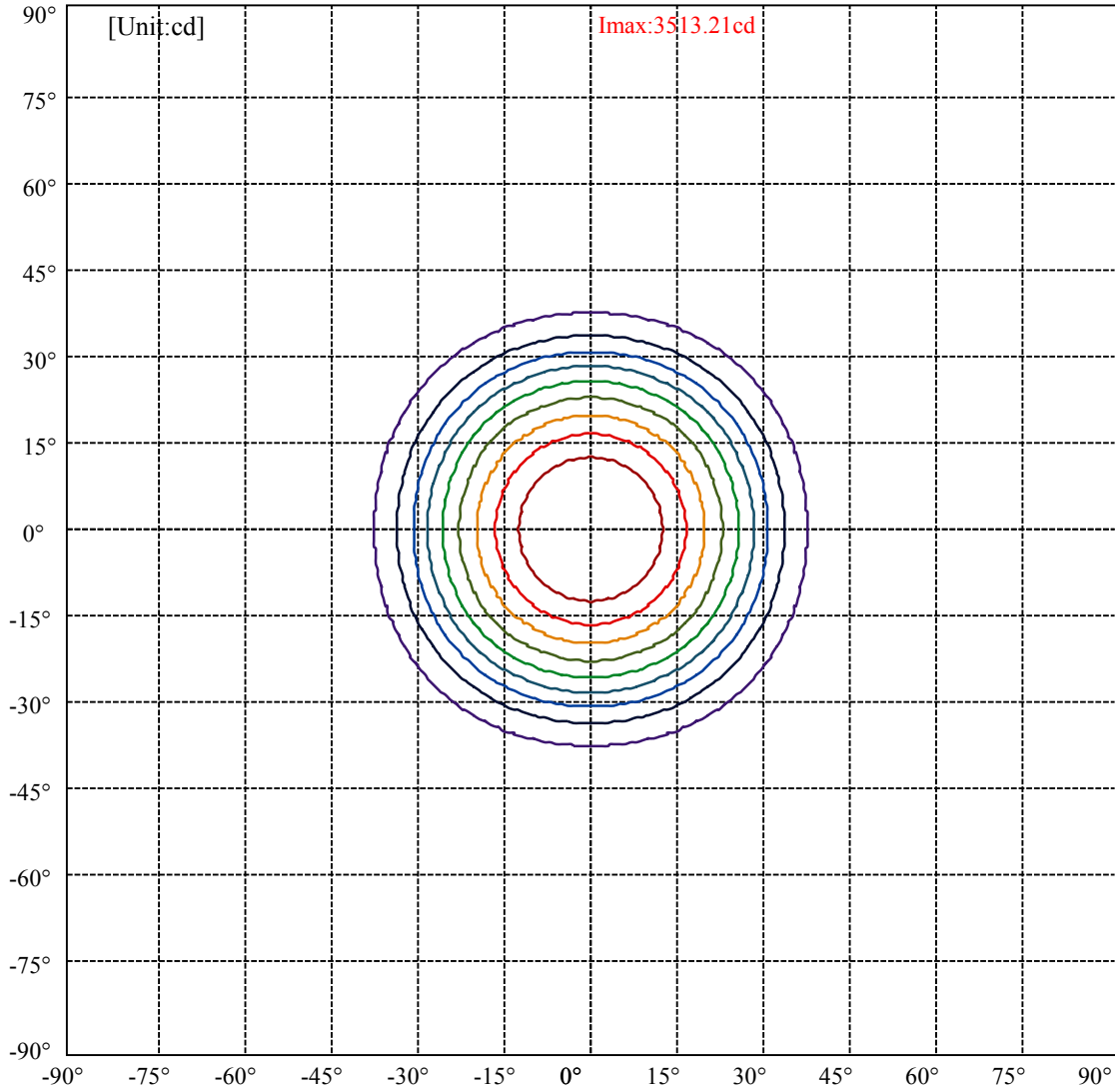


C0(Max): —————  
C0/C180: —————  
C90/C270: —————

Field angle(10%Imax):C0/180Left:38.1 Right:36.1  
:C90/270Left:38.1 Right:36.1

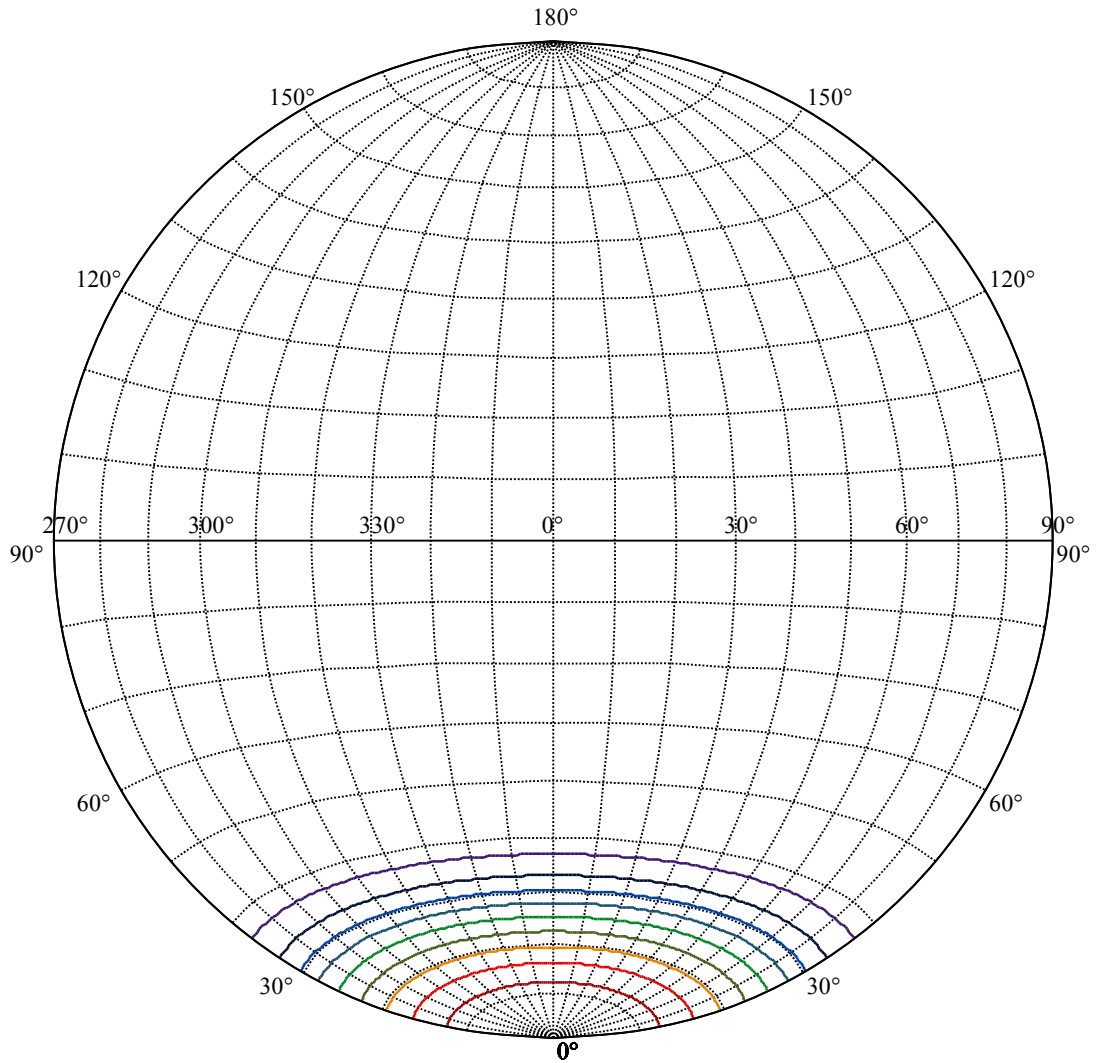
Beam Angle(50%Imax):C0/180Left:26.4 Right:24.4  
:C90/270Left:26.4 Right:24.4





(10%Imax) 351.321	—
(20%Imax) 702.642	—
(30%Imax) 1053.96	—
(40%Imax) 1405.28	—
(50%Imax) 1756.61	—
(60%Imax) 2107.93	—
(70%Imax) 2459.25	—
(80%Imax) 2810.57	—
(90%Imax) 3161.89	—





House

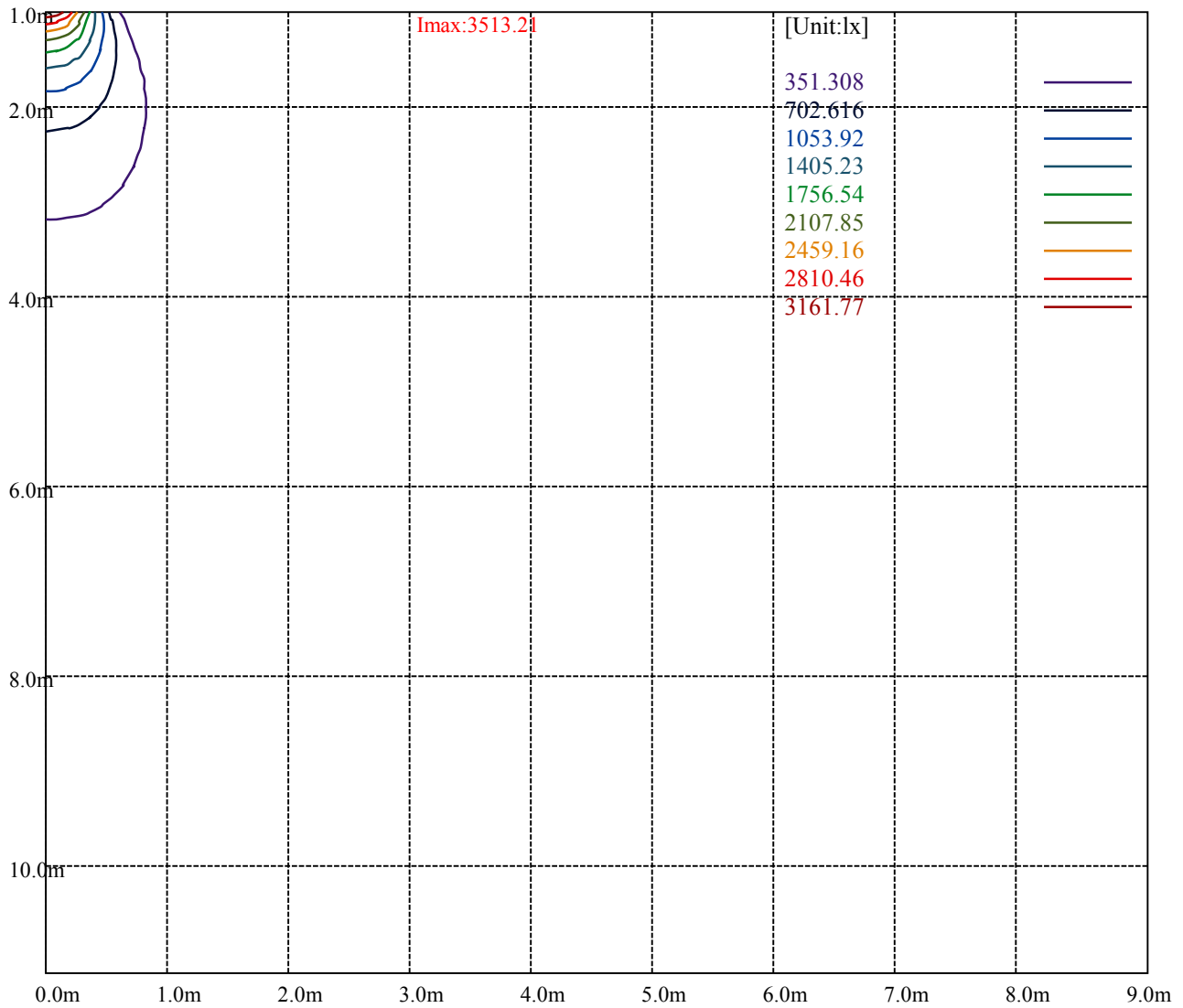
[Unit:cd]

Road

**Imax:3513.21**

(10%Imax) 351.321	—
(20%Imax) 702.642	—
(30%Imax) 1053.96	—
(40%Imax) 1405.28	—
(50%Imax) 1756.61	—
(60%Imax) 2107.93	—
(70%Imax) 2459.25	—
(80%Imax) 2810.57	—
(90%Imax) 3161.89	—





Luminance Table

$\gamma$	45	50	55	60	65	70	75	80	85
C0	0	0	0	0	0	0	0	0	0
C45	0	0	0	0	0	0	0	0	0
C90	0	0	0	0	0	0	0	0	0

L(Hor)(65)	L(Ver)(65)	L45(65)	L(Hor)(75)	L(Ver)(75)	L45(75)	L(Hor)(85)	L(Ver)(85)	L45(85)
0	0	0	0	0	0	0	0	0

Glare Table

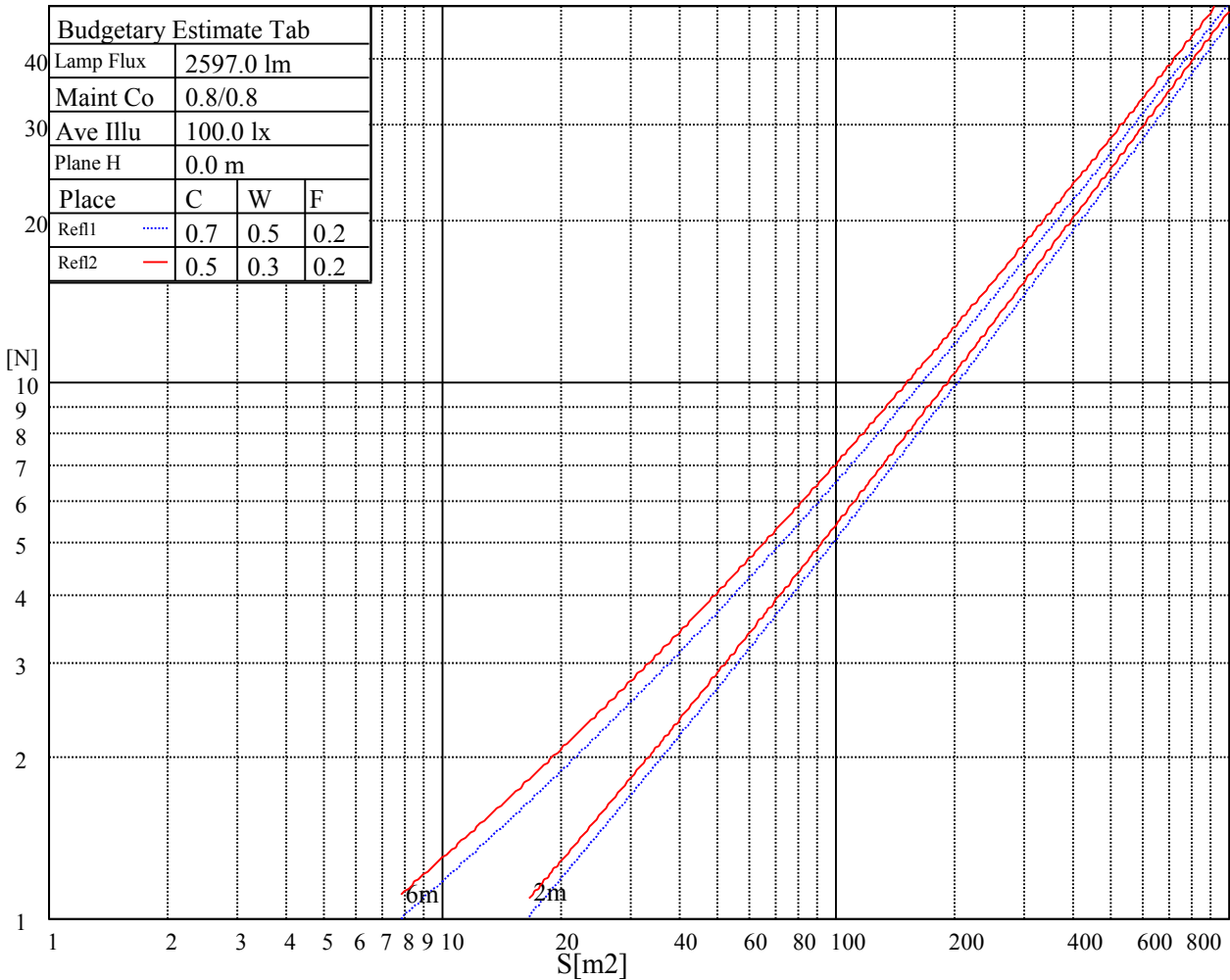
Glare	Quality	Service Values Illuminance(lx)							
1.15	A	2000	1000	500	<=300				
1.5	B		2000	1000	500	<=300			
1.85	C			2000	1000	500	<=300		
2.2	D				2000	1000	500	<=300	
2.55	E					2000	1000	500	<=300
		a	b	c	d	e	f	g	h

Luminance Limiting Curve

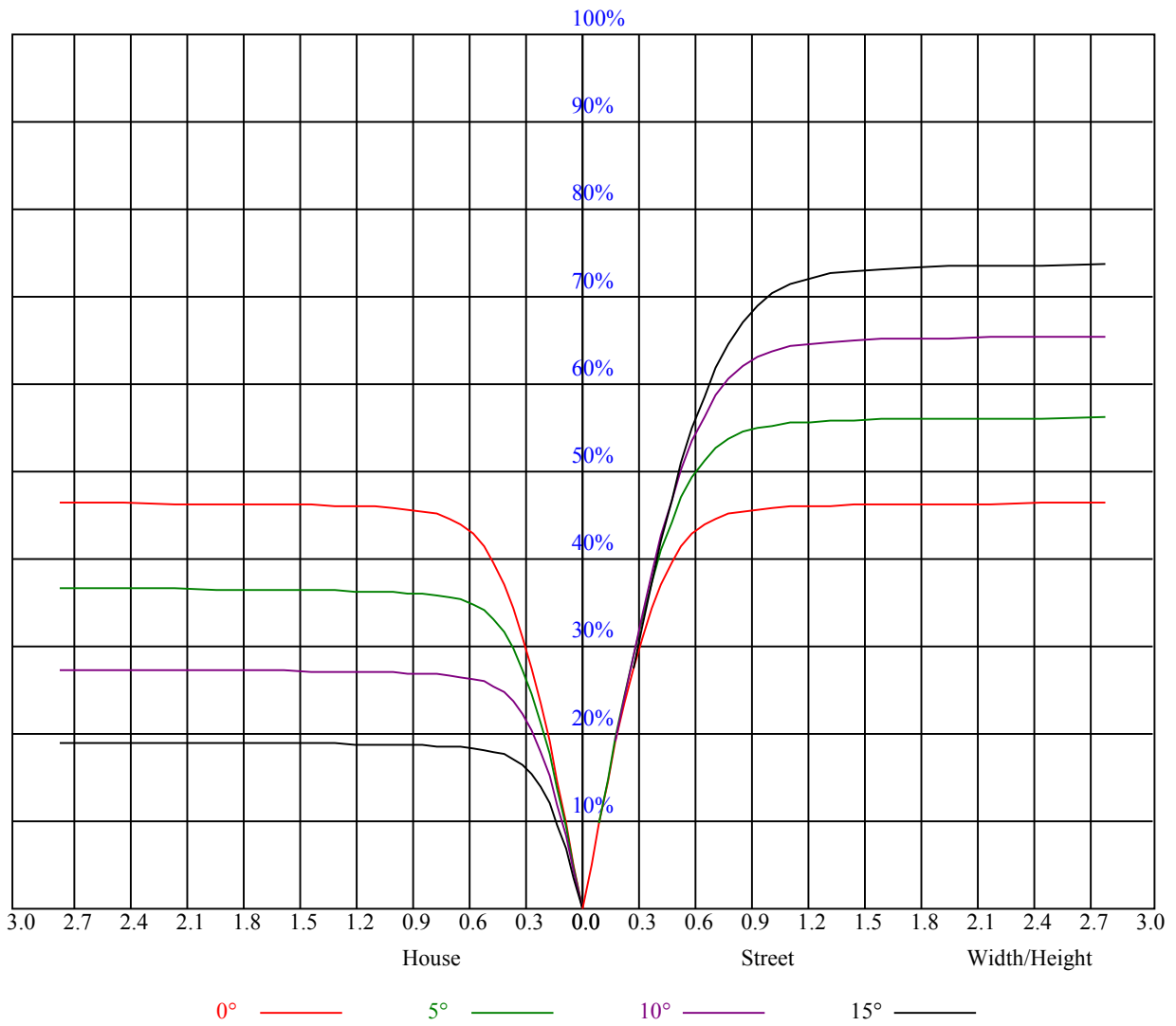


Illumination assessment according UGR											
Rf of Ceiling	70	70	50	50	30	70	70	50	50	30	
Rf of Wall	50	30	50	30	30	50	30	50	30	30	
Rf of Floor	20	20	20	20	20	20	20	20	20	20	
Room dimensions		Viewed crosswise					Viewed endwise				
X	Y										
2H	2H	非数字	非数字	非数字	非数字	非数字	非数字	非数字	非数字	非数字	
	3H	非数字	非数字	非数字	非数字	非数字	非数字	非数字	非数字	非数字	
	4H	非数字	非数字	非数字	非数字	非数字	非数字	非数字	非数字	非数字	
	6H	非数字	非数字	非数字	非数字	非数字	非数字	非数字	非数字	非数字	
	8H	非数字	非数字	非数字	非数字	非数字	非数字	非数字	非数字	非数字	
	12H	非数字	非数字	非数字	非数字	非数字	非数字	非数字	非数字	非数字	
4H	2H	非数字	非数字	非数字	非数字	非数字	非数字	非数字	非数字	非数字	
	3H	非数字	非数字	非数字	非数字	非数字	非数字	非数字	非数字	非数字	
	4H	非数字	非数字	非数字	非数字	非数字	非数字	非数字	非数字	非数字	
	6H	非数字	非数字	非数字	非数字	非数字	非数字	非数字	非数字	非数字	
	8H	非数字	非数字	非数字	非数字	非数字	非数字	非数字	非数字	非数字	
	12H	非数字	非数字	非数字	非数字	非数字	非数字	非数字	非数字	非数字	
8H	4H	非数字	非数字	非数字	非数字	非数字	非数字	非数字	非数字	非数字	
	6H	非数字	非数字	非数字	非数字	非数字	非数字	非数字	非数字	非数字	
	8H	非数字	非数字	非数字	非数字	非数字	非数字	非数字	非数字	非数字	
	12H	非数字	非数字	非数字	非数字	非数字	非数字	非数字	非数字	非数字	
12H	4H	非数字	非数字	非数字	非数字	非数字	非数字	非数字	非数字	非数字	
	6H	非数字	非数字	非数字	非数字	非数字	非数字	非数字	非数字	非数字	
	8H	非数字	非数字	非数字	非数字	非数字	非数字	非数字	非数字	非数字	
Variation with the observer position at spacings:											
S = 1.0H		非数字/非数字					非数字/非数字				
S = 1.5H		非数字/非数字					非数字/非数字				
S = 2.0H		非数字/非数字					非数字/非数字				
Standard tables:		BK0					BK0				
Uncorrected UGR		负无穷大					负无穷大				

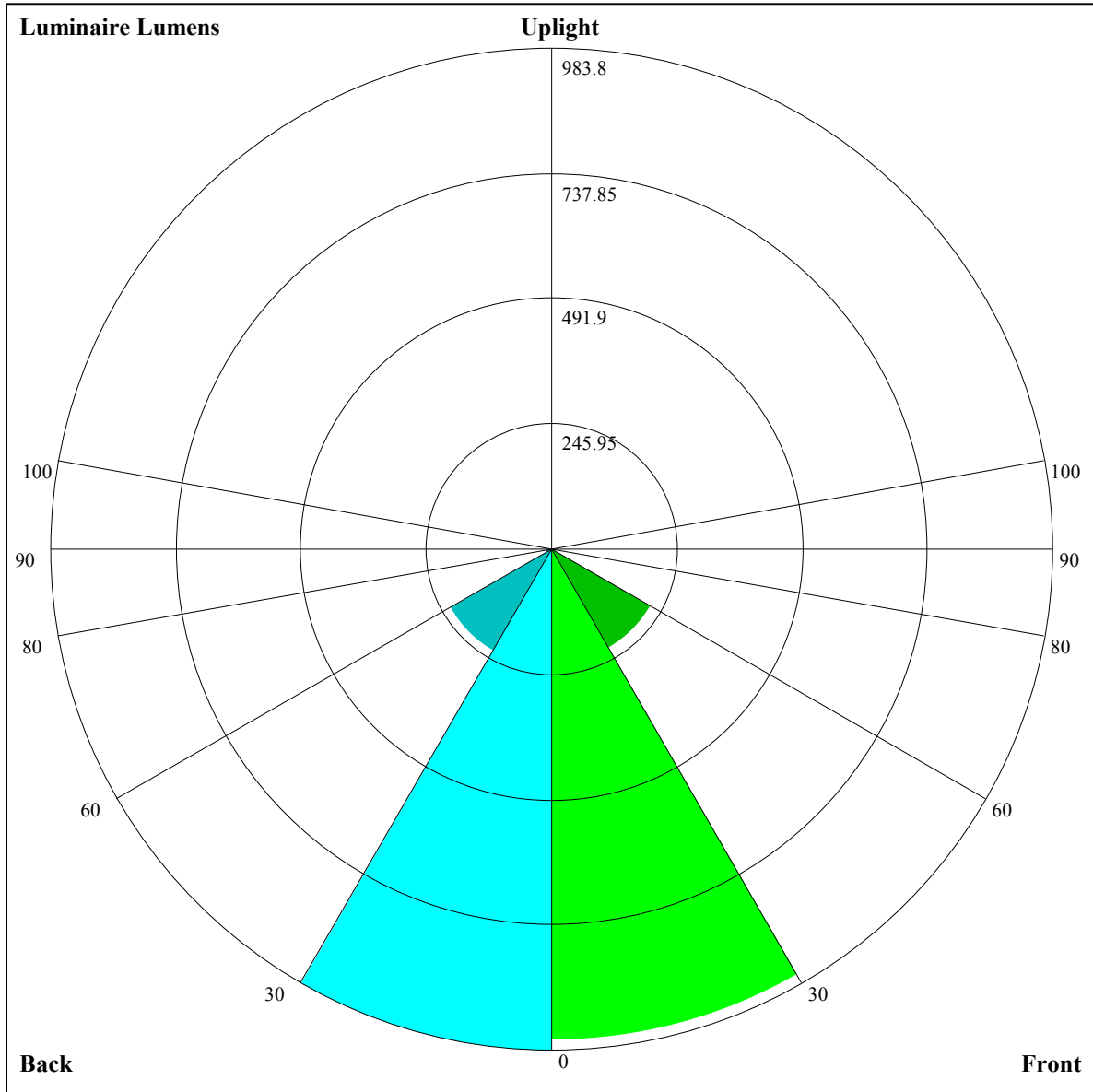
UGR calculation is based on CIE Publ. 117 ,S/H = 0.25



RHOCC	80			70			50			30			10			0
RHOW	50	30	10	50	30	10	50	30	10	50	30	10	50	30	10	0
RCR	COEFFICIENTS OF UTILIZATION RHOFC=20 CU															
0	1.11	1.11	1.11	1.08	1.08	1.08	1.03	1.03	1.03	0.99	0.99	0.99	0.95	0.95	0.95	0.93
1	1.03	1.01	0.99	1.01	0.99	0.98	0.98	0.96	0.95	0.94	0.93	0.92	0.91	0.90	0.89	0.88
2	0.97	0.93	0.90	0.95	0.92	0.89	0.92	0.90	0.87	0.89	0.87	0.85	0.87	0.85	0.84	0.82
3	0.91	0.86	0.83	0.90	0.86	0.82	0.87	0.84	0.81	0.85	0.82	0.80	0.83	0.81	0.79	0.77
4	0.85	0.81	0.77	0.84	0.80	0.76	0.82	0.79	0.76	0.81	0.77	0.75	0.79	0.76	0.74	0.73
5	0.81	0.76	0.72	0.80	0.75	0.71	0.78	0.74	0.71	0.77	0.73	0.70	0.75	0.72	0.70	0.68
6	0.76	0.71	0.67	0.75	0.71	0.67	0.74	0.70	0.67	0.73	0.69	0.66	0.72	0.68	0.66	0.64
7	0.72	0.67	0.63	0.72	0.67	0.63	0.70	0.66	0.63	0.69	0.65	0.62	0.68	0.65	0.62	0.61
8	0.68	0.63	0.60	0.68	0.63	0.60	0.67	0.63	0.59	0.66	0.62	0.59	0.65	0.62	0.59	0.58
9	0.65	0.60	0.57	0.65	0.60	0.56	0.64	0.59	0.56	0.63	0.59	0.56	0.62	0.59	0.56	0.55
10	0.62	0.57	0.54	0.62	0.57	0.54	0.61	0.56	0.53	0.60	0.56	0.53	0.60	0.56	0.53	0.52







Luminaire Lumens:

FL=965.46,FM=223,FH=10.31,FVH=1.35

BL=983.8,BM=230.91,BH=10.72,BVH=1.43

UL=0,UH=0

BUG Rating:B2-U0-G0

Intensity data(cd)

C/γ(°)	0.0	1.0	2.0	3.0	4.0	5.0	6.0	7.0	8.0
0.0	3502.08	3496.51	3483.11	3476.43	3469.18	3429.07	3410.15	3377.82	3325.42
45.0	3527.15	3505.97	3495.35	3490.36	3457.51	3435.22	3406.21	3366.10	3310.39
90.0	3500.40	3500.40	3471.96	3462.50	3459.14	3432.44	3390.07	3346.08	3293.67
135.0	3522.69	3514.33	3513.22	3500.40	3486.47	3493.15	3477.01	3450.26	3411.78
180.0	3502.08	3513.22	3518.80	3515.43	3519.90	3517.11	3499.30	3479.22	3466.39
225.0	3527.15	3534.36	3541.08	3537.72	3537.14	3533.25	3522.11	3490.94	3469.76
270.0	3500.40	3521.00	3523.79	3529.94	3535.51	3539.40	3534.36	3523.79	3526.58
315.0	3522.69	3519.90	3530.47	3529.36	3512.07	3512.07	3510.44	3492.04	3478.64
360.0	3502.08	3496.51	3483.11	3476.43	3469.18	3429.07	3410.15	3377.82	3325.42
C/γ(°)	9.0	10.0	11.0	12.0	13.0	14.0	15.0	16.0	17.0
0.0	3265.29	3205.10	3133.78	3057.46	2967.21	2871.33	2781.66	2678.59	2577.19
45.0	3254.14	3196.17	3121.53	3044.63	2996.17	2869.12	2769.41	2703.66	2542.61
90.0	3229.07	3154.38	3071.91	2990.60	2901.45	2801.69	2697.51	2590.54	2479.11
135.0	3366.10	3321.00	3247.42	3170.57	3093.09	3003.42	2908.13	2801.69	2687.47
180.0	3445.21	3397.32	3339.93	3283.63	3223.50	3151.59	3066.92	2996.17	2880.27
225.0	3435.75	3387.86	3324.32	3258.56	3183.34	3097.56	3010.62	2918.69	2820.66
270.0	3502.08	3472.54	3440.79	3390.65	3328.20	3267.50	3195.06	3108.13	3012.30
315.0	3455.25	3413.46	3363.32	3311.49	3243.00	3158.85	3066.92	2987.23	2895.88
360.0	3265.29	3205.10	3133.78	3057.46	2967.21	2871.33	2781.66	2678.59	2577.19
C/γ(°)	18.0	19.0	20.0	21.0	22.0	23.0	24.0	25.0	26.0
0.0	2464.08	2347.60	2231.17	2118.06	2002.16	1885.15	1756.48	1677.90	1505.76
45.0	2474.12	2362.11	2260.71	2145.39	2030.02	1909.12	1784.86	1662.29	1536.40
90.0	2362.11	2233.38	2105.23	1981.03	1856.77	1780.98	1591.54	1506.86	1366.47
135.0	2567.15	2455.14	2366.57	2214.46	2078.53	1963.74	1822.76	1679.00	1536.40
180.0	2766.05	2674.12	2528.68	2436.74	2314.75	2191.07	2065.13	1929.73	1798.79
225.0	2713.70	2605.58	2488.57	2363.79	2243.42	2124.21	1999.95	1898.56	1740.29
270.0	2952.12	2852.41	2705.86	2636.22	2518.69	2404.47	2290.25	2170.46	2051.78
315.0	2833.49	2671.91	2549.33	2481.32	2365.47	2255.67	2138.66	2016.67	1885.15
360.0	2464.08	2347.60	2231.17	2118.06	2002.16	1885.15	1756.48	1677.90	1505.76
C/γ(°)	27.0	28.0	29.0	30.0	31.0	32.0	33.0	34.0	35.0
0.0	1384.29	1256.72	1068.54	1008.73	860.82	721.00	596.79	495.98	409.88
45.0	1410.46	1277.32	1138.56	995.95	849.41	713.48	592.01	492.83	410.93
90.0	1077.64	1077.64	922.89	774.77	647.10	536.56	447.67	372.77	309.12
135.0	1392.64	1248.36	1104.02	957.48	810.99	676.69	560.26	464.97	387.54
180.0	1670.65	1539.19	1404.89	1265.60	1120.74	973.09	823.23	685.05	566.36
225.0	1631.12	1497.93	1366.47	1055.77	1055.77	971.57	830.70	696.72	577.92
270.0	1920.27	1783.24	1650.04	1518.58	1390.44	1255.03	1111.85	968.10	820.97
315.0	1748.65	1615.51	1488.46	1352.54	1031.28	1031.28	876.32	732.51	609.83
360.0	1384.29	1256.72	1068.54	1008.73	860.82	721.00	596.79	495.98	409.88
C/γ(°)	36.0	37.0	38.0	39.0	40.0	41.0	42.0	43.0	44.0
0.0	340.13	281.37	232.43	189.70	153.64	124.78	109.75	88.57	66.60
45.0	341.29	294.46	294.46	200.58	165.15	135.72	111.75	92.25	76.69
90.0	256.98	211.35	173.14	140.97	119.68	94.67	78.16	67.86	55.82
135.0	321.21	286.68	286.68	178.45	157.90	128.20	104.13	85.10	69.86
180.0	471.64	393.11	327.36	293.35	293.35	198.06	161.42	131.41	106.96
225.0	479.26	399.69	332.04	275.27	228.17	187.23	166.10	135.77	102.55
270.0	683.37	566.36	473.33	425.39	356.90	298.40	298.40	198.63	164.26
315.0	546.07	422.97	379.13	313.96	258.98	211.77	171.83	139.13	112.59
360.0	340.13	281.37	232.43	189.70	153.64	124.78	109.75	88.57	66.60

Intensity data(cd)

C/γ(°)	45.0	46.0	47.0	48.0	49.0	50.0	51.0	52.0	53.0
0.0	59.50	50.41	43.68	38.53	34.59	31.27	28.54	26.33	24.23
45.0	64.55	55.09	47.62	41.73	36.90	33.17	30.22	28.75	25.55
90.0	49.72	43.68	39.00	35.16	31.96	29.33	27.07	25.07	23.23
135.0	58.34	49.88	43.36	38.58	34.64	31.59	28.96	26.60	24.60
180.0	87.52	72.01	59.97	50.83	44.05	38.90	34.90	31.75	28.96
225.0	90.93	75.22	63.13	53.82	46.94	41.68	37.37	33.80	30.91
270.0	135.45	111.96	92.62	76.95	64.86	55.35	48.04	42.42	38.11
315.0	91.30	74.64	61.81	52.25	44.84	39.16	34.95	31.59	28.80
360.0	59.50	50.41	43.68	38.53	34.59	31.27	28.54	26.33	24.23
C/γ(°)	54.0	55.0	56.0	57.0	58.0	59.0	60.0	61.0	62.0
0.0	22.60	21.08	19.66	18.45	17.35	16.82	15.61	14.77	14.09
45.0	24.39	22.65	20.55	19.76	18.61	17.40	16.40	15.51	14.72
90.0	21.71	20.29	19.03	17.87	16.82	15.87	15.03	14.24	13.46
135.0	22.92	21.39	20.03	18.82	17.77	16.93	15.82	15.19	14.40
180.0	26.65	24.65	22.92	21.76	20.39	18.87	17.98	17.03	16.14
225.0	28.44	26.23	24.28	22.60	21.08	19.76	18.66	17.82	16.61
270.0	35.90	31.48	28.80	27.44	24.55	23.44	21.81	20.45	19.08
315.0	27.28	24.34	22.50	21.50	19.50	18.82	17.66	16.61	15.72
360.0	22.60	21.08	19.66	18.45	17.35	16.82	15.61	14.77	14.09
C/γ(°)	63.0	64.0	65.0	66.0	67.0	68.0	69.0	70.0	71.0
0.0	13.46	13.04	12.14	11.72	11.14	10.51	9.83	9.25	8.62
45.0	13.98	13.25	12.51	11.83	11.20	10.46	9.78	9.20	8.52
90.0	12.72	12.35	11.35	10.72	10.35	9.62	8.99	8.46	7.88
135.0	13.82	13.19	12.46	11.77	11.20	10.51	9.83	9.25	8.67
180.0	15.24	14.56	13.93	13.35	12.72	12.09	11.41	10.78	10.14
225.0	15.87	15.03	14.30	13.77	13.09	12.40	11.67	11.04	10.30
270.0	17.92	16.93	15.98	15.09	14.30	13.56	12.93	12.14	11.41
315.0	14.88	14.09	13.40	12.83	12.19	11.51	10.83	10.30	9.72
360.0	13.46	13.04	12.14	11.72	11.14	10.51	9.83	9.25	8.62
C/γ(°)	72.0	73.0	74.0	75.0	76.0	77.0	78.0	79.0	80.0
0.0	8.04	7.62	7.04	6.57	6.04	5.52	4.94	4.47	4.05
45.0	7.99	7.57	6.94	6.47	5.99	5.52	4.89	4.47	3.94
90.0	7.41	6.83	6.36	5.78	5.20	4.73	4.21	3.78	3.26
135.0	8.09	7.62	7.04	6.57	6.04	5.52	4.94	4.52	4.21
180.0	9.46	8.78	8.25	7.67	7.10	6.57	6.04	5.73	4.99
225.0	9.62	8.88	8.36	7.73	7.15	6.62	6.04	5.52	4.99
270.0	10.67	10.04	9.36	8.94	8.20	7.67	7.31	6.57	6.20
315.0	9.15	8.52	7.99	7.57	7.04	6.52	6.10	5.57	5.05
360.0	8.04	7.62	7.04	6.57	6.04	5.52	4.94	4.47	4.05
C/γ(°)	81.0	82.0	83.0	84.0	85.0	86.0	87.0	88.0	89.0
0.0	3.57	3.15	2.68	2.26	1.94	1.68	1.42	1.10	1.00
45.0	3.47	2.94	2.63	2.10	1.84	1.42	1.21	0.95	0.84
90.0	2.84	2.47	2.05	1.84	1.47	1.26	0.95	0.89	0.89
135.0	3.47	3.05	2.73	2.31	1.94	1.79	1.42	1.21	1.00
180.0	4.73	3.99	3.57	3.10	2.63	2.31	1.94	1.68	1.37
225.0	4.57	4.10	3.63	3.05	2.68	2.31	1.94	1.68	1.42
270.0	5.68	4.99	4.57	3.99	3.42	2.94	2.47	2.16	1.84
315.0	4.57	4.15	3.84	3.26	2.84	2.37	2.10	1.84	1.52
360.0	3.57	3.15	2.68	2.26	1.94	1.68	1.42	1.10	1.00

Intensity data(cd)

C/γ(°)	90.0
0.0	0.89
45.0	0.84
90.0	0.89
135.0	1.00
180.0	1.21
225.0	1.26
270.0	1.47
315.0	1.31
360.0	0.89